

L A S V E G A S G L O B A L E C O N O M I C A L L I A N C E

2 0 2 3 P E R S P E C T I V E

Education



POWERED BY:

LVGEA | PERSPECTIVE
COUNCIL

“

I heard it
on NPR.

”

knpr



88.9 fm | knpr.org

Perspective



June 15, 2023

We know at a national level that companies are prioritizing a region's environmental sustainability in their decision to expand or relocate. So, I asked ChatGPT: Is Las Vegas a leader in conservation and sustainability?

Its answer: While Las Vegas has made some efforts towards conservation and sustainability in recent years, it is not generally known for these initiatives. The city's focus on entertainment has traditionally taken priority over sustainability concerns.

Disappointing, but not surprising, since AI's data is a few years old. If the data source was current, the chatbot would list numerous initiatives and innovations that Greater Vegas is leading. Not only have we become one of the most water-efficient cities in the world, but we've also become a model for water conservation and innovation across the globe.

Earlier this year, the Los Angeles Times examined the growing water crisis in the Southwest U.S., noting, "Las Vegas has emerged as a leader, declaring war on thirsty lawns and patrolling the streets for water wasters. The region's drive to get rid of grass will reshape the look of landscapes throughout the Southwest."

While the rest of the world may be surprised by our leadership, creating sustainable business models has become routine for Greater Vegas' business leaders.

Take, for example, Novva Holdings and its newly announced regional data center. While traditionally known to be high water users, Novva has innovated a facility design that invests in closed-loop cooling equipment that effectively eliminates water replacement in the cooling process.

For the 2023 Las Vegas Perspective event, we thought it fitting to focus on our region's innovations in sustainability. We are proud of the region's leadership in this arena, and our speakers, commentary and data will focus on strides we're making toward a more sustainable future.

This year's event and publication also provide a comprehensive overview of where our region's economy stands today, as well as where it's headed. In the pages that follow, you'll find valuable data about our workforce, education, healthcare, real estate, tourism, and more.

And a huge thank you to the companies participating on LVGEA's Perspective Council, whose generous contributions make the Perspective event and publication possible. You can learn more about this year's Perspective Council on the following pages.

We hope you utilize the thoughtful information and analysis within these pages as we work together as a community to lead in the area of sustainability innovation.

Sincerely,

A handwritten signature in black ink that reads 'Tina Quigley'.

Tina Quigley
President and CEO, LVGEA

Production and Research Team

Applied Analysis

- Jeremy Aguero, Principal
- Brian Gordon, Principal
- Rachel Semmler, Creative Director
- Ashley Herrera, Project Manager
- Alyson Bettelman, Director
- Jonathan Birds, Director of Operations
- Brian Haynes, Senior Manager
- Melanie Swick, Senior Manager
- Rebeca Ibarra, Project Manager
- Justin Hacker, Senior Analyst
- Will Holeman, Senior Analyst
- Ashley Lovell, Analyst
- Ben Saham, Analyst
- Sandra Smith, Analyst
- Debbie Poser, Executive Administration

Las Vegas Global Economic Alliance

- Tina Quigley, President & Chief Executive Officer
- Bill Arent, Chief Business Development Officer
- Amber Stidham, Chief Strategy Officer
- Perry Ursem, Senior Vice President, Business Development
- Heather Brown, Senior Vice President, Entrepreneurial Development
- Michael Walsh, Vice President of Business Development
- Mitch Keenan, Associate Vice President of Business Development
- Brooke Malone, Vice President of Investor Relations
- Joan Blair, Controller
- Jason Berthiaume, Engagement & Events Manager
- Daughn Greening, Administrative Assistant
- Breanna Bensoua, Senior Director of Marketing & Communications
- Carolyn Kresser, Communications & Public Relations Manager
- Katy Evilsizor, Executive Assistant & Board Liaison



About LVGEA

Las Vegas Global Economic Alliance (LVGEA) is a public-private partnership dedicated to growing the economy of the Greater Vegas region through intentional business attraction, expansion, and connectivity. LVGEA has been designated as one of eight Regional Development Authorities (RDA) in Nevada by the Governor's Office of Economic Development (GOED) for 2022-2023.

Values:

- Focused on jobs
- Driven by leadership
- Enhanced through partnerships
- Fueled by information
- Accelerated through innovation

Organizational Goals:

- Champion the Greater Vegas business brand
- Lead regional business attraction
- Deliver value to our investors and community



LVGEA Perspective Council Members

Applied Analysis

The Applied Analysis group of companies is based in Nevada and provides a wide range of research and analysis services. Applied Analysis performs a number of consultation services, including economic analysis, financial analysis services, market analysis, public policy analysis, hospitality and gaming consulting, litigation support and expert analysis, and information technology and web-based solutions. MyResearcher is our comprehensive data tracking and information reporting web application that provides users access to information that matters most. SalesTraaq, our residential listing and research firm, maintains a catalogue of over 28,000 floor plans and provides web-based research capability for the residential sector. Discovery Nevada, an Applied Analysis company, conducts opinion polling and consumer sentiment analysis. To put it simply, we are a solutions resource. Our future is branded by the success of our clients and the quality of our professionals. Our commitment lies therein.

Channel 13 Las Vegas (ABC)

Your business is what makes our community better. At Channel 13 Las Vegas, we're dedicated to helping your organization grow and reach its revenue goals. As a strong ABC affiliate with exceptional programming, and powerful digital and social platforms, KTNV-TV is your one-stop shop for all your advertising needs. From scripting, to shooting, to state-of-the-art digital and commercial production, our experienced award-winning team can help you position your brand as a real-time solution for your customers. We will craft the right message to get you the results you desire. Please contact us today to see how we can boost your business. For more information, please visit [KTNV.com/ABOUTUS](https://www.ktnv.com/ABOUTUS)

KTNV-TV, Las Vegas' ABC affiliate, is home to Channel 13, The Morning Blend and KTNV.com. Part of the E.W. Scripps Company (NYSE: SSP), we have served southern Nevada for over 60 years. KTNV is committed to the best journalism to help make Las Vegas better and is committed to exceptional solutions for station clients and partners.

Cox Communications

Cox Communications is the largest division of Cox Enterprises, a family-owned business founded in 1898 by Governor James M. Cox. Drawing from our family beginnings, meaningful moments of human connection are the driving force underlying every aspect of our business, from internet connectivity to applications and services, to our customer service philosophies. Cox is dedicated to empowering others to build a better future and embrace inclusion, diversity, and equity in products, people, suppliers, and communities, celebrating the qualities that make each unique.

As the largest private telecom company in America, Cox proudly serves more than 6.5 million homes and businesses across 18 states. The commercial division of Cox Communications, Cox Business, provides connectivity, cloud, and data security services for more than 355,000 small and regional businesses nationwide, including health care providers; K-12 and higher education; financial institutions; and federal, state and local government organizations. Through its wholesale division, Cox serves top-tier wireless and wireline telecommunications carriers throughout the U.S.

Nevada State Bank

Nevada State Bank is a full service bank offering a complete range of consumer, private and business banking services, as well as wealth management services, with a robust statewide branch network.

Founded in 1959, Nevada State Bank has been the bank of choice for many Nevadans for more than 60 years. Our personalized attention means we work hard to understand your financial needs so we can offer a complete suite of products and services customized to fit your household and business. We offer complimentary resources tailored to Nevada businesses—visit www.NevadaSmallBusiness.com to access the annual Small Business Survey, monthly economic briefings, expert articles and more. Nevada State Bank is a division of Zions Bancorporation, N.A.

Learn how we can open the door to your future at www.nsbank.com.

Switch Inc.

Switch is the independent leader in exascale data center ecosystems, edge data center designs, industry-leading telecommunications solutions, and next-generation technology innovation. Switch Founder and CEO Rob Roy has developed more than 700 issued and pending patent claims covering data center designs that have manifested into the company's world-renowned data centers and technology solutions.

We innovate to sustainably progress the digital foundation of the connected world with a focus on enterprise-class and emerging hybrid cloud solutions. The Switch PRIMES, located in Las Vegas and Tahoe Reno, Nevada; Grand Rapids, Michigan; Atlanta, Georgia; and Austin, Houston and Round Rock, Texas, are the world's most powerful exascale data center campus ecosystems with low latency to major U.S. markets.

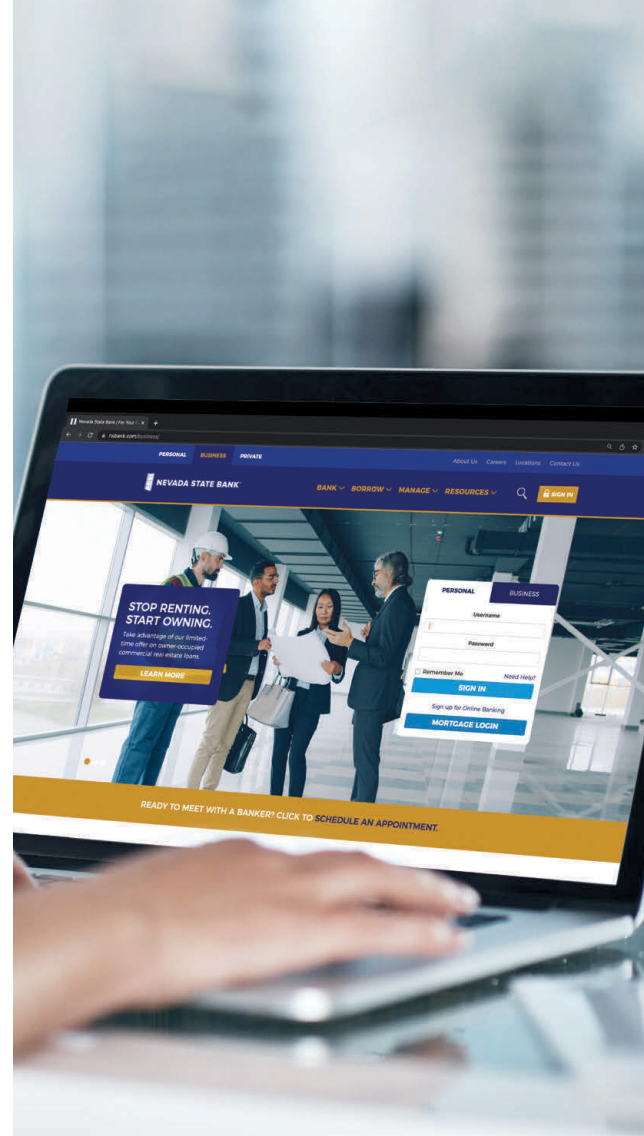
UNLV | Nevada State College | College of Southern Nevada | DRI

Higher education creates a higher level of human capital in Southern Nevada. With three student-focused institutions—UNLV, Nevada State College, and College of Southern Nevada—and the state's research institute, DRI, we're creating workforce-ready professionals and providing access to internationally-recognized scientists. That knowledge and talent help drive economic development and add value to our pro-business environment. Together, we ensure Southern Nevada is the right choice for any firm's next move.

Wells Fargo & Company

Wells Fargo & Company (NYSE: WFC) is a leading financial services company that has approximately \$1.9 trillion in assets, proudly serves one in three U.S. households and more than 10% of small businesses in the U.S., and is a leading middle market banking provider in the U.S. We provide a diversified set of banking, investment and mortgage products and services, as well as consumer and commercial finance, through our four reportable operating segments: Consumer Banking and Lending, Commercial Banking, Corporate and Investment Banking, and Wealth & Investment Management. Wells Fargo ranked No. 41 on Fortune's 2022 rankings of America's largest corporations. In the communities we serve, the company focuses its social impact on building a sustainable, inclusive future for all by supporting housing affordability, small business growth, financial health, and a low-carbon economy.

News, insights, and perspectives from Wells Fargo are also available at stories.wf.com.



Your bank should care about your business as much as you do. When you bank with Nevada State Bank, our bankers build real relationships with clients that last for years to come. We provide businesses with useful banking resources and recommendations that help companies focus on what they do best. No matter what you need to help your business thrive, Nevada State Bank is here to help.

Your bank should connect with you.

Your bank should be NSB.

To learn more, call 866.728.0461 or visit nsbank.com/biz.



NEVADA STATE BANK®
THE DOOR TO YOUR FUTURE

HOW BUSINESS BANKING SHOULD BE.

IT MATTERS WHO YOU BANK WITH®


A division of Zions Bancorporation, N.A. Member FDIC

THIS PAGE INTENTIONALLY LEFT BLANK

Key Southern Nevada Indicator Highlights

	2021	2022	CHANGE
DEMOGRAPHICS			
Population ¹	2,333,100	2,331,900	-0.0% ▼
Driver's License Surrenders <i>(newcomers)</i>	68,700	65,700	-4.4% ▼
Share of Newcomers from California	39.5%	38.3%	-1.2% ▼
COMMUNITY			
Average Temperature <i>(degrees)</i>	71.5°	70.5°	-1.4% ▼
Cost of Living <i>(100 equals national average)</i>	104.3	101.0	-3.2% ▼
Cost of Housing <i>(100 equals national average)</i>	109.4	110.3	0.8% ▲
EDUCATION			
University of Nevada, Las Vegas Enrollment	30,680	30,660	-0.1% ▼
College of Southern Nevada Enrollment	31,100	30,180	-3.0% ▼
Nevada State College Enrollment	7,230	7,160	-1.0% ▼
BUSINESS			
Employment <i>(establishment-based)</i>	980,550	1,057,608	7.9% ▲
Unemployment Rate <i>(annual average)</i>	8.3%	5.4%	-2.9% ▼
Nevada General Fund Revenues <i>(in thousands)</i>	\$4,474,300	\$5,439,300	21.6% ▲
Taxable Retail Sales <i>(in thousands)</i>	\$55,075,900	\$62,497,400	13.5% ▲
Air Cargo Activity <i>(in thousand lbs.)</i>	240,300	260,900	8.6% ▲
REAL ESTATE			
Annual New Home Sales <i>(units)</i>	11,370	11,110	-2.3% ▼
Annual Resale Home Sales <i>(units)</i>	58,240	42,410	-27.2% ▼
Annual Total Home Sales <i>(units)</i>	69,610	53,520	-23.1% ▼
Median New Home Price <i>(per unit)</i>	\$417,000	\$485,000	16.3% ▲
Median Resale Home Price <i>(per unit)</i>	\$354,800	\$406,000	14.4% ▲
Housing Building Permits <i>(units)</i>	20,370	19,150	-6.0% ▼
Industrial Market Demand <i>(absorption in sf)</i>	10,622,900	7,135,700	-32.8% ▼
Office Market Demand <i>(absorption in sf)</i>	183,500	838,900	N/M ▲
Retail Market Demand <i>(absorption in sf)</i>	476,300	533,800	12.1% ▲
Industrial Market Vacancy	4.6%	3.9%	-0.7% ▼
Office Market Vacancy	15.9%	15.5%	-0.4% ▼
Retail Market Vacancy	6.8%	6.2%	-0.6% ▼
Commercial Building Permit Value <i>(in thousands)</i>	\$1,110,700	\$1,393,300	25.4% ▲
TOURISM			
Visitor Volume	32,230,600	38,829,300	20.5% ▲
Convention Attendance	2,206,400	4,991,500	N/M ▲
Number of Hotel Rooms	150,490	151,770	0.9% ▲
Harry Reid International Airport Passenger Volume	39,710,500	52,667,700	32.6% ▲
Clark County Gross Gaming Revenues <i>(in thousands)</i>	\$11,440,400	\$12,786,600	11.8% ▲

Note: See detailed reporting in the sections that follow for individual sources and assumptions. N/M denotes change not meaningful. ¹The reported decrease in population from 2021 to 2022 is a function of methodological adjustments from local demographers sourced to the 2020 Decennial Census and does not necessarily suggest population declined during the period. For reference, the United States Census Bureau suggests that population expanded.



Education

2023 LAS VEGAS PERSPECTIVE

Colleges and Universities	60
Governor Guinn Millennium Scholars	60
University of Nevada, Las Vegas	61
College of Southern Nevada	63
Nevada State College	65
Desert Research Institute	67
University of Phoenix	69
Western Governors University	71
Regional Medical Schools	72
Kirk Kerkorian School of Medicine at UNLV	72
Roseman University of Health Sciences	73
Touro University Nevada	74
Clark County School District	76
Clark County School District Enrollment	77
Clark County Graduation Rates by School	78
Magnet Schools and Career and Technical Academies	79
Private Schools	80
Private School Enrollment	80



Colleges and Universities

Governor Guinn Millennium Scholars

	2018	2019	2020	2021	2022
Eligible High School Students	14,523	15,346	15,745	15,454	14,891
Scholarships Activated ¹	8,751	7,897	8,877	7,603	6,622
Currently Eligible	6,082	7,504	5,903	5,158	5,414

Millennium Scholarship Qualifications:

- Graduate with a diploma from a Nevada public, private, or charter high school.
- Must have been a resident of Nevada for at least two high school years.
- Must finish high school with an overall 3.25 GPA (weighted or unweighted) for all coursework or receive a qualified score on the SAT (1070+) or ACT (21+).
- Must have completed the minimum core curriculum requirements: 4 credits in English, 4 credits in Math (including Algebra II or higher), 3 credits in Science and 3 credits in Social Studies and History.

Source: State of Nevada, Office of the State Treasurer, January 25, 2023.

Note: Degrees earned since inception: Bachelors - 36,090; Associates - 25,315; and Certificates & Other - 3,952. Total Funds distributed to date: \$624 million. ¹Students have six years to use their scholarship, so this number is constantly increasing over that period of time as students start school after a break or service, switch institutions, etc.



REBELS

MAKE IT

HAPPEN

unlv.edu

UNLV research is fueling Nevada's economic renaissance, and we put our expertise to work every day through high-impact partnerships that solve challenges and create opportunities. Our faculty and students are breaking barriers for mental health treatment, sourcing fresh water from our atmosphere, boosting our lithium market and ultimately, driving innovation that will diversify our economy.

UNLV





UNLV

**University of Nevada,
Las Vegas**

UNLV.edu

1957

Year Established

President	Keith E. Whitfield, Ph.D.
Employees ¹	4,119
Annual Budget ²	\$792 M
Economic Impact	\$1.59 B
Services Provided	Undergraduate, Graduate, Professional Education, and Research

Source: UNLV. Note: ¹Full-time employees as of Fall 2022.

²Annual budget FY 2022.



Since its first classes were held in 1957, the University of Nevada, Las Vegas (UNLV) has transformed from a small branch campus into a thriving urban public research university and an indispensable resource for one of the country's fastest-growing and most enterprising cities.

UNLV is a public institution with rigorous educational programs that is immersed in innovative research, scholarship, and creative activities. UNLV holds the nation's highest recognition for both research and community engagement from the Carnegie Foundation for the Advancement of Teaching – the gold standard for research institutions. These distinctions underscore UNLV's vision to be one of the nation's premier public universities for research, education, and community impact.

Accredited by the Northwest Commission on Colleges and Universities, UNLV is annually ranked as one of the nation's most diverse for undergraduates. The university is committed to

equity and inclusion throughout its operations and meets federal Minority Serving Institution requirements as an Asian American, Native American and Pacific Islander-Serving Institution, and as a Hispanic-Serving Institution. UNLV is home to Nevada's only law and dental schools, a top-ranked nursing school, and the university's Kirk Kerkorian School of Medicine will graduate its third cohort of future physicians in 2023.

Business and Economic Development

Partnerships drive impact in our community and throughout Nevada. UNLV's research and economic development efforts are growing quickly, and the university puts its expertise to work through projects and partnerships that support the state's economic renaissance.

This includes leveraging research and workforce strength to spark connections between higher education and industry that

advance regional economic development. UNLV and its partners are solving challenges and creating opportunities in technology, sports science, healthcare, hospitality, and entertainment that support a diverse and globally competitive Nevada economy.

Additionally, UNLV's 140,000-plus graduates make a difference every day as engineers, scientists, educators, health professionals, artists, policymakers, and entrepreneurs. Their impact can be felt throughout the Silver State, where UNLV alumni overwhelmingly choose to remain after graduation.

To keep pace with the region's explosive growth, UNLV has more than 200 undergraduate, graduate, and professional programs. They are fueling Nevada's workforce and anticipating future growth through innovative programs in entertainment engineering, cybersecurity, sport management, neuroscience, and more.

Continued on next page »



Headcount by Demographic & Enrollment Variables

Fall 2018–2022

	2018	2019	2020	2021	2022
TOTAL	30,457	31,171	31,142	30,679	30,660
Undergraduate	83.0%	82.9%	83.1%	82.8%	82.8%
Graduate	14.1%	14.1%	13.7%	13.8%	13.9%
Professional	2.9%	3.1%	3.3%	3.4%	3.4%
STUDENT FULL-TIME ENROLLMENT					
TOTAL	23,254	23,833	24,137	23,762	23,665
Undergraduate	20,379	20,900	21,158	20,801	20,570
Lower	62.7%	62.9%	62.3%	60.9%	60.8%
Upper	37.3%	37.1%	37.7%	39.1%	39.2%
Graduate	2,875	2,933	2,979	2,961	3,075
Master	67.1%	65.8%	62.7%	61.5%	62.3%
Doctoral	32.9%	34.2%	37.3%	38.5%	37.7%
ENROLLMENT STATUS					
Full-Time	70.7%	72.0%	73.4%	73.2%	73.9%
Part-Time	29.3%	28.1%	26.7%	26.8%	26.1%
RESIDENCY					
Resident	84.3%	84.4%	85.4%	86.0%	86.3%
Non-Resident	15.7%	15.6%	14.6%	14.0%	13.7%
GENDER					
Female	57.0%	57.3%	57.7%	57.3%	57.1%
Male	43.0%	42.7%	42.3%	42.7%	42.9%
AGE					
Under 18	1.7%	1.8%	1.6%	1.8%	3.3%
18	11.9%	12.9%	12.9%	11.9%	12.4%
19	11.8%	11.9%	12.7%	12.2%	11.4%
20	10.9%	11.7%	11.8%	12.7%	12.1%
21	11.3%	10.7%	11.4%	11.7%	12.3%
22	9.7%	9.4%	9.0%	9.2%	8.9%
23 - 24	12.5%	11.7%	11.6%	11.5%	11.3%
25 - 29	14.8%	14.6%	14.5%	14.1%	13.5%
30 - 34	6.2%	6.1%	5.9%	6.3%	6.0%
35 - 39	3.6%	3.6%	3.6%	3.5%	3.4%
40 - 44	2.3%	2.2%	2.0%	2.2%	2.2%
45 - 49	1.6%	1.5%	1.4%	1.3%	1.5%
50 - 59	1.4%	1.5%	1.2%	1.3%	1.3%
60 & Over	0.4%	0.4%	0.4%	0.4%	0.4%

Source: UNLV Office of Decision Support, 2023. **Note:** Students enrolled in graduate/professional degree programs are included in both categories. However, overall totals reflect unduplicated counts, and thus may not equal the sum of the categories. Data are as of the official preliminary enrollment census date for the fall terms. Student Full-Time Enrollment includes state-supported (formula-funded) enrollments only. Enrollment Status: students can be duplicated by career level, this data reflects the unduplicated full- and part-time status of the student. Residency: students can be duplicated by career level, the table reflects the unduplicated resident and non-resident students. Age information is not available for all students.

Recent Highlights

- Geoscientists Libby Hausrath and Arya Udry are part of an elite group working with NASA's Mars science team. They're helping to identify magmatic rocks on the Martian surface and, ultimately, which soils and rocks will be the first to make the trek back to Earth. UNLV is one of just two universities nationwide with multiple participating scientists.
- A human-robot avatar system developed by UNLV engineers may one day make it possible to transport the skills—and physical presence—of doctors and first responders directly to at-risk communities almost anywhere in the world. UNLV's current design pairs wearable technology with a humanoid robot, enabling the user to walk, climb, see, sense, and even feel anything the robot is engaging with.
- UNLV is tackling the region's teacher shortage by empowering school support staff and instructional aides to make the transition to a full-time teaching career. The Paraprofessional Pathways Project, a partnership with Clark County School District and the State of Nevada, gives hundreds of participants the extra boost they need to earn their credentials in as little as one year.



**College of
Southern Nevada**
CSN.edu

1971
Year Established

President Dr. Federico Zaragoza

As the largest and most ethnically diverse college in Nevada, the College of Southern Nevada (CSN) is this community's college and provides affordable and collaborative postsecondary education and workforce training. CSN is a fully accredited institution offering hundreds of degrees and certificates in more than 70 academic programs—with 26 degrees and certificates available entirely online. We're also extremely accessible with three main campuses in Las Vegas, North Las Vegas and Henderson, as well as multiple sites and centers throughout the region.

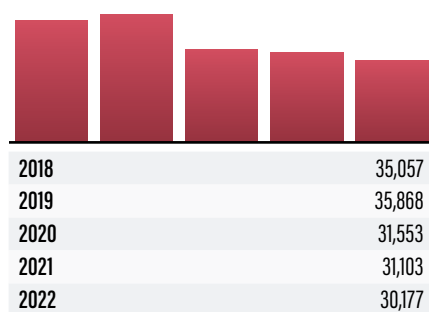
Keeping things personal is also something we take great pride in. Our student-to-faculty ratio of 18 to 1 ensures that students get the most out of their education. Outside the classroom, we offer a variety of clubs,

activities and organizations to keep students engaged and connected. If sports are your thing, our baseball team is frequently a contender and has even taken home a national championship. Our CSN Coyotes are also proudly represented in softball, soccer, basketball and volleyball to round out our growing athletics department.

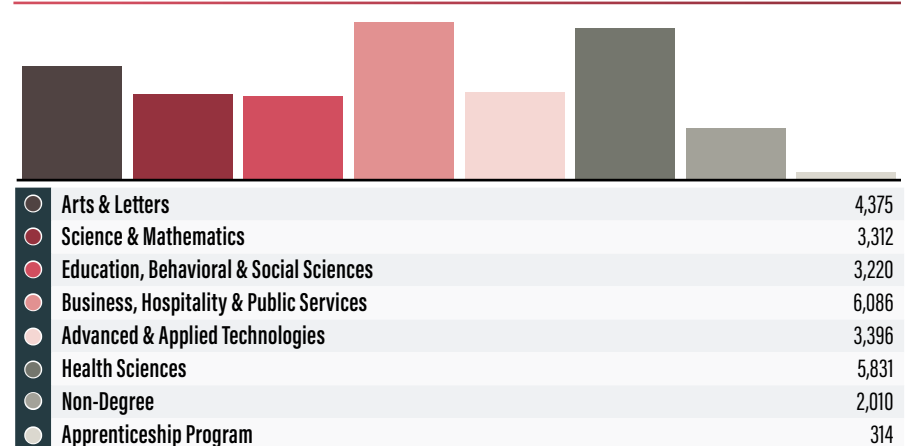
CSN's innovative Division of Workforce and Economic Development provides workforce and customized business/industry training. It is also home to the largest adult literacy and language program in the state, helping thousands of Southern Nevadans earn their high school equivalency certificate (formerly known as the GED) and learn the English language.

Enrollment

Per Fall Semester



Headcount By School/Dept/Degree/Major

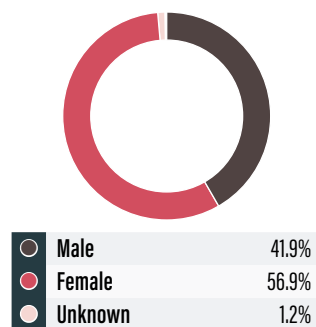
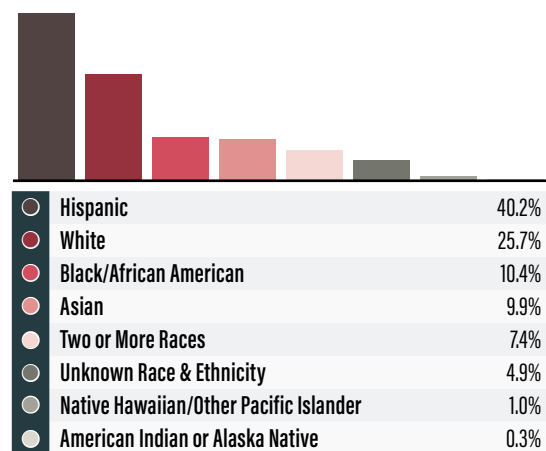


Source: College of Southern Nevada (CSN) and Student Demographics Dashboard - Fall 2022. Note: Unduplicated Headcount.

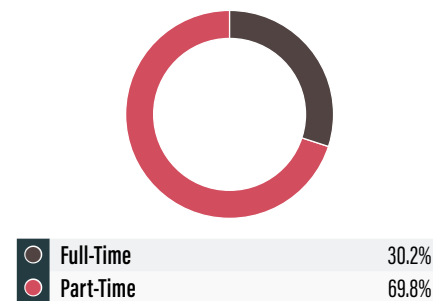
Continued on next page »



2022 Headcount by Gender

2022 Headcount by Race/Ethnicity¹

Headcount by Credit Load



Headcount by Pell Grant Awards

Pell	27.4%
No Pell	72.7%

Source: College of Southern Nevada (CSN) and Student Demographics Dashboard - Fall 2022. Note: Numbers may not sum due to rounding. Unduplicated headcount. ¹IPEDS classification used.



EDUCATING TOMORROW'S SUSTAINABILITY WORKFORCE

The future in conservation is now. The College of Southern Nevada is introducing new degrees to investigate environmental problems and develop solutions with a Bachelor of Applied Science in Environmental Conservation or Environmental Laboratory Sciences from the College of Southern Nevada. **Your future starts here.**

> Scan to learn more.



CSN is an Equal Employment Opportunity/Affirmative Action Institution. For more information, visit www.csn.edu/nondiscrimination.





Nevada State College

NSC.edu


2002

Year Established

President	Dr. DeRionne Pollard
Employees	1,134
Annual Budget¹	\$58.4 M
Economic Impact	\$1.1 B

Source: Nevada State College.

Note: ¹Annual Budget 2022-23.



Be bold. Be great. Be State.

Our more than 35 majors and the master's degree in speech-language pathology focus on key state workforce demands. Nevada State meets the needs of the State of Nevada -- to grow our workforce and train more teachers, nurses, and business leaders of tomorrow. Most of our students -- over 80% -- have remained in Nevada after graduating. We are doing our part to unlock the full potential of our great state.

Be bold. Be great. Be State.

Visit nsc.edu

"Workforce development is economic development."

—Dr. DeRionne Pollard, Nevada State College President



Continued on next page »



Nevada State College is one of the fastest-growing colleges in the country and the fastest growing in Nevada. It is Nevada's only four-year institution with a teaching mission, where we prioritize learning and excellence in teaching. Our purpose is to serve a "new majority" of students entering higher education today, who will ultimately expand our middle class and grow our economy. We define the "new majority" as first-generation students, adult learners, students of color, Dreamers, immigrants, and anyone looking for opportunities in high-skilled, middle-income jobs.

Nevada State offers more than 60 high-demand majors and minors relevant to the needs of the Nevada. Each program is taught by world-class instructors with a

focus on innovation, technology, and career development. Programs are offered online, on-site, and as a hybrid of both. Popular programs include nursing, education, criminal justice, business administration, visual media, biology, speech pathology, and psychology. The new Glenn and Ande Christenson School of Education Building is changing the face of education in Southern Nevada by providing an innovative place to prepare teachers for Nevada's early childhood to grade 12 schools. Nevada State's traditionally small classes are facilitated by faculty who serve as mentors and guides not only in the classroom, but in life.

Nevada State is accredited by the Northwest Commission on Colleges and Universities, which has commended Nevada State for

remaining true to its mission during a time of unprecedented growth while ensuring a climate that prioritizes and promotes the success of its diverse student body. 72 percent of our students come from culturally diverse backgrounds. Nevada State also has been identified nationally as a Minority-Serving Institution (MSI), Hispanic-Serving Institution (HSI) and Asian American and Native American Pacific Islander-Serving Institution (AANAPISI).

More than 80 percent of our graduates continue to reside in Nevada. We will always be responsive to the needs of the State of Nevada—to grow our workforce, to train more teachers and nurses and business leaders of tomorrow.

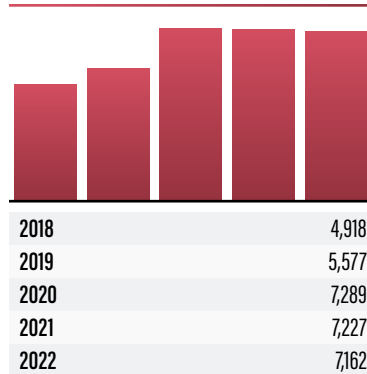
Master's

Master's Speech Pathology	54
---------------------------	----

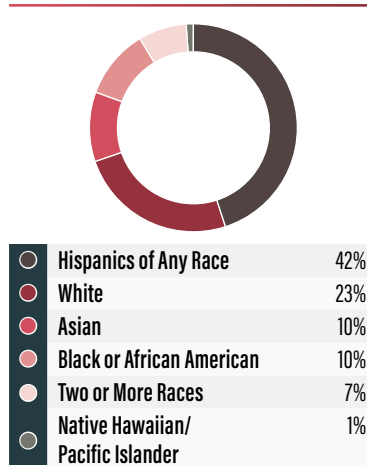
Majors/Minors

Human Health Sciences	740
Psychology	427
Non-Degree	384
Business Administration	279
Nursing: Full-Time	271
Nursing: RN-BSN	251
Elementary Education	233
Biology	209
Criminal Justice	199
Nursing: Part-Time	199
Speech Pathology	155
Psychology Minor	150
Visual Media	128
Counseling Minor	115
Interdisciplinary Studies	108
Early Childhood Education	89
Nursing Minor	74
Secondary Education: English	69
Elementary Education: Special	68
ARL: Elementary Education	67
Communications	61
Deaf Studies Minor	60
Secondary Education: History	56
English	54
Deaf Studies	53
Sociology Minor	49
Environmental Resource Science	48
Pre-Law Minor	32

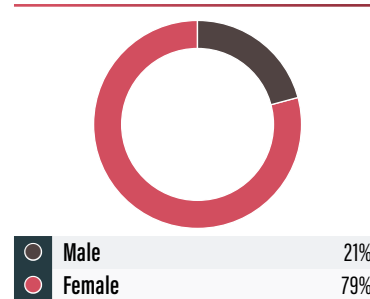
Fall Enrollment¹



Race/Ethnicity



Gender



Age Group

17-24	55%
25-49	40%
50+	5%

Degree Completions

2018	572
2019	597
2020	687
2021	763
2022	862

Headcount by Major/Minor

Education	988
Liberal Arts, Sciences & Business	2,604
Nursing	791
Dual-Credit	2,935

Source: Nevada State College. Note: ¹Enrollment stat includes dual-credit students.



**Desert Research
Institute**

DRI.edu

1959

Year Established

President	Dr. Kumud Acharya
Vice President for Research	Dr. Vic Etyemezian
Employees	462
Annual Budget	\$45 M
Economic Impact	\$43 M



DRI SCIENCE at THE SPRINGS


HISTORY WRITTEN IN ICE

August 24, 2023

Doors Open 6pm, Starts 7pm

No-Host Beer & Wine and Small Bites Available

333 S. Valley View Blvd, Las Vegas



Continued on next page »



DRI is a recognized world leader in basic and applied environmental research. Committed to scientific excellence and integrity, DRI faculty, students who work alongside them, and staff have developed scientific knowledge and innovative technologies in research projects around the globe. Since 1959, DRI's research has advanced scientific knowledge on topics ranging from humans' impact on the environment to the

environment's impact on humans. DRI's impactful science and inspiring solutions support Nevada's diverse economy, provide science-based educational opportunities, and inform policymakers, business leaders, and community members. With campuses in Las Vegas and Reno, DRI serves as the non-profit research arm of the Nevada System of Higher Education. For more information, please visit www.dri.edu

Recent Research Highlights Impacting Southern Nevada

Making It Rain in Red Rock Canyon

Save Red Rock is partnering with DRI on a cloud-seeding research program to augment precipitation in the Red Rock Canyon area of the Spring Mountains. The goal is to help replenish the aquifers within the Red Rock Canyon National Conservation Area. The partnership is working to alleviate some of the devastating effects of the long-term drought by stimulating additional snowfall from winter storm clouds crossing the area. In addition, research is being conducted to study the feasibility of seeding summer monsoonal clouds. This safe and effective method is used around the world to enhance precipitation by sending silver iodide—a natural and non-toxic compound—into potential storm clouds to increase the likelihood of precipitation. DRI has been pioneering cloud-seeding programs since the early 1960s.

Removing Turf-Grass Saves Water, But May Increase Urban Heat

As cities across the Southwest are looking for ways to reduce water use during a historic drought, focus has turned to the removal of grass lawns. The practice is recommended by the Southern Nevada Water Authority and written into Nevada state law with AB356. But this shift from turf-grass could also increase urban heat, according to a study by researchers from DRI, ASU, and UNLV. The

researchers found that more water-intensive landscapes with trees and turf-grass had lower surface and air temperatures. In landscapes with water-saving desert plants, air temperatures averaged more than 5 degrees warmer. Landscaping that included plants requiring heavy and light irrigation provided a compromise by reducing water use while providing more daytime cooling. The study also examined the role of buildings for providing shade, a research area that could lead to more informed use of building orientation for maximizing summer shade.

A Changing Flood Recipe for Las Vegas

Researchers from DRI, the Clark County Regional Flood Control District, the University of Wisconsin-Madison, and Guangdong University of Technology examine Las Vegas' changing flood regime. Their results show that flood intensity has increased since the mid-20th century, with an abrupt shift occurring in the mid-1990s. Climate change has also shifted flood seasonality, with storms and their resultant floods now occurring more frequently in winter, in contrast with the historically stronger summer monsoon season. The new research demonstrates shifting intensity and seasonality of floods in Las Vegas. The study authors are continuing to refine their understanding of flood risk in the region with an upcoming study that examines changing rainfall patterns in more detail.



University of Phoenix
Phoenix.edu

1976
Year Established

President	Chris Lynne
Campus & Academic Director	Lauri Perdue
Total Enrollment	73,300
Local Enrollment	1,100
Southern Nevada Alumni	25,000+



An Innovative Approach to Education

University of Phoenix is continually innovating to help working adults enhance their careers in a rapidly changing world. With 40 years of experience offering flexible schedules, relevant courses, interactive learning, and Career Services for Life® University of Phoenix helps students more effectively pursue career and personal aspirations while balancing their busy lives.

Developed by faculty who are practitioners in their field, our curriculum integrates academic theory, lifelong learning, and professional practice – and is designed to support the needs of adult learners. We strive to help students develop relevant skills that can be easily applied to their current work and life experiences. Our convenient classes, offered online, make going back to school a real option for working adults. Access your class online, study on your own schedule and earn your degree.

Continued on next page »



Student Profile

2/3

Are female

36

Average Age

80.0%

Employed while in school

63.3%

Have dependents

59.0%

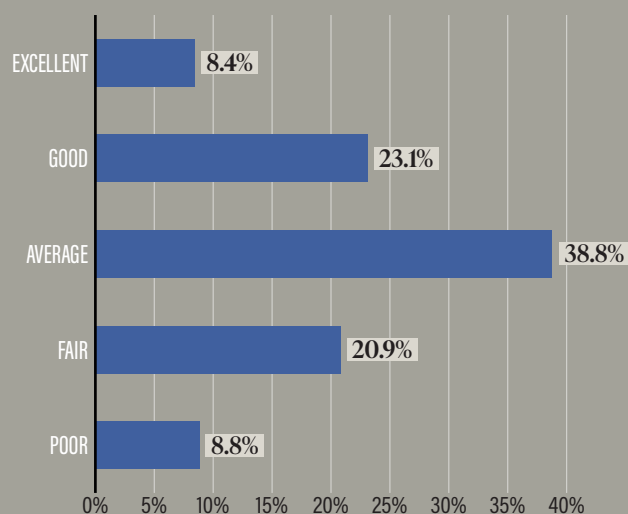
1st generation college students

100+

Degree and certificate programs available

COMMUNITY SURVEY

Please select the option that best describes how you feel about the quality of colleges and universities in Greater Vegas.



THE KEY TO YOUR
BUSINESS' SUCCESS?

YOUR
EMPLOYEES'
SKILLS.



University of Phoenix®

Build them here



© 2023 University of Phoenix, Inc. All rights reserved. MKT-3294



WGU

Western Governors University

WGU.edu

1997

Year Established

President

Scott D. Pulsipher

2022 Enrollment

3,302

70%

Undergraduate Retention Rate

21%

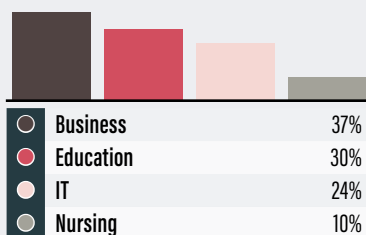
of Nevada students are first-generation college students

Western Governors University (WGU) was founded in 1997 by 19 bipartisan U.S. governors. For more than 20 years, nonprofit online WGU has led the way in designing, developing and implementing high-quality, student-focused higher education.


Every individual has the right to access high-quality education with an expectation of great outcomes; we ensure that WGU is affordable

and flexible and that our programs expand educational opportunities for underserved students. Today, 71 percent of WGU students are underserved in one or more of four categories: ethnic minority, rural residents, low income and first-generation college students.

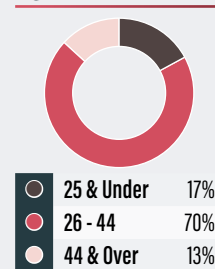
Enrollment by College of Major



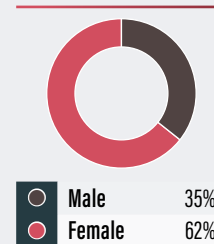
Enrollment



Age



Gender





Regional Medical Schools

KIRK KERKORIAN
SCHOOL OF
MEDICINE

UNLV

Kirk Kerkorian School of Medicine at UNLV

unlv.edu/medicine (School)
unlvhealth.org (Clinics)

2014

Year Established

Dean & VP for Health Affairs	Marc J. Khan, MD, MBA, MACP, FRCP
Employees	1,616
Enrollment	246
Annual Budget (School of Medicine)	\$43.1 M

Located in the Las Vegas Medical District, the Kirk Kerkorian School of Medicine at UNLV graduated its first class of students in May of 2021. Fully accredited, the school currently has 246 medical students, 150 faculty physicians, and more than 320 medical residents and fellows. With a recently completed medical education building, including state-of-the-art medical classrooms and simulation center, the school continues to grow. Its group practice, UNLV Health, offers more than 20 research specialties including pediatrics, neurology, general surgery, plastic surgery, diabetes, obstetrics and gynecology, internal medicine, gastroenterology, rheumatology, orthopedics, pulmonology, cardiology and geriatrics. The school's faculty physicians, residents and fellows, provide care to more than 19,000 patients per month.

UNLV Health Patient Care

133,505

In Clinic

106,609

In Hospital

20,009

Average Patients Per Month

Source: Kirk Kerkorian School of Medicine at UNLV.

321 Total Residents/Fellows

Residency and Fellowship Program Enrollment

PROGRAM	YEARS	ENROLLMENT
FELLOWSHIP		
Acute Care Surgery	1	3
Cardiology	3	10
Child and Adolescent Psychiatry	2	2
Critical Care Medicine	2	3
Gastroenterology	3	6
Minimally Invasive Gynecologic Surgery	2	3
Pulmonary Disease and Critical Care Medicine	3	9
Sports Medicine	1	1
Surgical Critical Care	1	5
RESIDENCY		
Emergency Medicine	3	29
Family Medicine	3	15
Family Medicine - Rural	3	6
General Surgery	5	29
Internal Medicine	3	75
Obstetrics/Gynecology	4	24
Orthopaedic Surgery	5	16
Otolaryngology - Head & Neck Surgery	5	5
Pediatrics	3	40
Plastic Surgery	6	6
Psychiatry	4	34



Roseman University of Health Sciences

Roseman.edu

1999

Year Established

President	Renee Coffman
Employees ¹	450
Annual Budget ²	\$110 M
Economic Impact ³	\$143.4 M

Source: Roseman University of Health Sciences.

Note: ¹Includes full-time and part-time employees. ²FY 2023.

³Economic Impact FY19.



Unduplicated Headcount		Unduplicated Graduates	
2018-19	831	2017-18	365
2019-20	796	2018-19	356
2020-21	750	2019-20	347
2021-22	761	2020-21	314
2022-23	708	2021-22	350

52.4% Graduate

47.6% Undergraduate

54.2% Resident

45.8% Non-Resident

100% Full Time

Founded in Henderson, Nevada in 1999, Roseman University of Health Sciences is a non-profit, private institution of higher learning training the next generation of undergraduate and graduate-level health care professionals that serve, collaborate, and set new standards in their communities and within their professions. With campuses in Henderson and Summerlin (Las Vegas), Nevada and South Jordan, Utah, the University is comprised of the College of Dental Medicine, offering an Advanced Education in Orthodontics and Dentofacial Orthopedics/MBA residency and Doctor of Dental Medicine program; College of Pharmacy, offering a Doctor of Pharmacy; College of Nursing, offering an Accelerated Bachelor of Science in Nursing and Master of Science in Nursing/Family Nurse Practitioner; and College of Graduate Studies offering a Master of Science in Pharmaceutical Sciences and Master of Science in Biomedical Sciences. Roseman University of Health Sciences will also offer a Doctor of Medicine through its College of Medicine once it becomes accredited.

More than 7000 Roseman graduates are caring for patients, conducting research, and engaged in public health and policy in Nevada, Utah, and across the country. Roseman University is regionally accredited by the Northwest Commission on Colleges and Universities. www.roseman.edu.

DMD Residency Match/Placement²

YEAR	GRADUATES	PLACEMENTS
2017-18	81	24
2018-19	81	21
2019-20	84	37
2020-21	79	27
2021-22	101	26

PharmD Residency Match/Placement³

YEAR	GRADUATES	PLACEMENTS
2017-18	232	25
2018-19	228	22
2019-20	202	26
2020-21	209	28
2021-22	197	23

Continued on next page »



2022-23 Student Profile¹

IPEDS Race/Ethnicity

Asian	39.8%
White	28.2%
Two or More Races	12.7%
Hispanics of Any Race	10.7%
Black/African American	5.8%
Unknown	1.8%
Native Hawaiian/Other Pacific islander	0.4%
American Indian/Alaska Native	0.3%
Nonresident Alien	0.1%

Age

20-29	71.5%
30-39	22.2%
40+	6.4%

Gender

Male	30.2%
Female	69.8%

College

Dental Medicine	4.2%
Nursing	53.0%
Pharmacy	42.5%
Graduate Studies	0.3%

Source: Roseman University of Health Sciences. **Note:** The University has campuses in Nevada and Utah. Data reported only for Nevada for Student Profile and Unduplicated Headcount and Graduates. ¹All enrollment data is consistent with IPEDS Fall Enrollment data reporting. Unduplicated Graduates and Residency Match/Placement data for 2022-23 is available at the end of the fiscal year June 2023. ²Some additional considerations about these data: Several students in each class completed two residencies. Programs included: Mayo Clinic, UCLA, LSU, Columbia, Case Western, UCSF, Washington, Oregon Health Sciences, Northwestern, Texas A&M, Tufts, Boston University, University of Utah, Veteran's Administration Hospitals in Chicago, Salt Lake City, Portland, Oregon and California (Palo Alto), Temple, University of Pittsburgh, University of Connecticut, University of Tennessee, State University of New York at Stony Brook, University of Buffalo, New York University, University of Florida, Indiana University, Creighton, Wichita State, Idaho State, Marquette, Michigan, The Ohio State, University of Cincinnati, Case Western, University of Maryland, University of South Carolina, Programs in the Navy, Army and the Air Force. ³Exact numbers above can vary.



Touro University Nevada

Touro University Nevada
TUNTOURO.edu

2004
Year Established

President	Dr. Alan Kadish
Employees ¹	341
Annual Budget ²	\$62.7 M

Source: Touro University Nevada, Fall 2022. **Note:** ¹Includes 260 full-time and 81 part-time employees. ²IPEDS FY 22-23.

As the largest medical school in the State of Nevada, Touro University Nevada continues to lead the way in addressing the healthcare provider shortage in Southern Nevada.

Touro receives thousands of admission applications for its competitive programs and places nearly 100 percent of Touro medical students in post-graduation residency programs. Touro is uniquely positioned to provide Nevada's future healthcare providers and educators with a collaborative, team-based, and community-focused education that serves the citizens of the State of Nevada now and well into the future.

81.4% Full Time
18.6% Part Time



Enrollment by Program

Fall 2022

EDUCATION	
Master of Education (MED) - School Counseling	32
Doctorate of Education (EDD) - Education Administration and Leadership	21
Advanced Studies Certificate	170
MASTER OF SCIENCE IN MEDICAL HEALTH SCIENCE (MHS)	43
NURSING	
Registered Nurse to Bachelor of Science in Nursing (RN-to-BSN)	15
Master of Science in Nursing - Family Nurse Practitioner (MSN)	86
Post-MSN Certificate - Family Nurse Practitioner	3
Doctor of Nursing Practice (DNP)	32
OCCUPATIONAL THERAPY DOCTORATE (OTD)	102
DOCTOR OF OSTEOPATHIC MEDICINE¹	713
DOCTOR OF PHYSICAL THERAPY (DPT)	109
MASTER OF PHYSICIAN ASSISTANT STUDIES (MPAS)	235

Student Enrollment

2018	1,485
2019	1,530
2020	1,687
2021	1,897
2022	1,561

Age

20 - 29	67.0%
30 - 39	19.3%
40 - 49	8.7%
50 - 59	4.2%
60+	0.7%

Gender

Male	58.3%
Female	41.5%
Unknown	0.2%

Source: Touro University Nevada, Official Census, 2022. Note: Percentages may not add to 100% due to rounding. ¹Includes 22 students in joint DO/MPH program. ²IPEDS Categories.

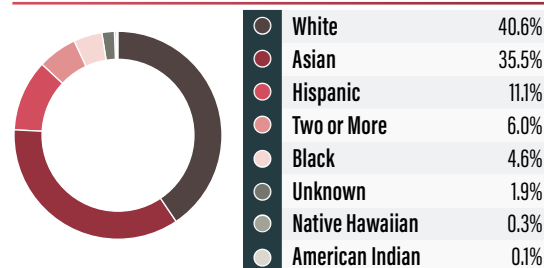
Enrollment by Level

Doctoral Degree	977
Master's Degree	396
Post-Master's Certificate Program	3
Baccalaureate Degree	15
Post-Baccalaureate Certificate Program	95

Residency Placements

YEAR	DO GRADUATES	MATCH/PLACEMENT
2018	125	96.9%
2019	129	100.0%
2020	125	100.0%
2021	138	98.6%
2022	172	99.4%

Ethnicity²



T Touro University Nevada

Your University for Medical & Health Care Education



**Largest Medical School
in Nevada**



Community-Focused



Expert Faculty



Ultra-Modern Facilities

Providing Advanced Degrees In:



Osteopathic
Medicine



Physician
Assistant Studies



Nursing



Physical Therapy



Medical Health
Sciences



Occupational
Therapy



Education

702-777-8687

@touronevada



tun.touro.edu



Clark County School District



Clark County School District

CCSD.net

1956

Year Established

Leadership	CCSD Board of Trustees, Executive Cabinet
Employees ¹	40,004
Annual Budget	\$3.1 B



The District operates 372 school programs and also sponsors some of the charter schools in Clark County

233

Elementary

61

Middle

53

High

21

Alternative

4

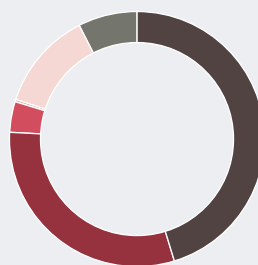
Special

Established in 1956, the Clark County School District (CCSD) is the number one choice for families and students. We educate approximately 300,000 students—offering a variety of nationally recognized programs, including Magnet Schools and Career and Technical Academies, as well as International Baccalaureate, dual credit, workforce development and Advanced Placement courses.

Through these programs—plus Nevada Learning Academy at CCSD and open enrollment offerings—we offer the best choices to meet individual student needs. As the nation's fifth-largest school district, and the fourth-largest rural district in the state, we have the ability to provide additional services such as a school police department, adult education courses and innovative community partnerships with Vegas PBS and The Public Education Foundation.

CCSD educates approximately 66% of the students in Nevada and works closely with community partners and business leaders to educate the workers needed to strengthen our economy.

CCSD is one of the largest employers in Nevada, employing over 40,000 people



Licensed personnel ²	18,118
Support professionals ³	12,329
Administrators ⁴	1,464
School police	176
Substitute teachers	4,921
Other temporary/ substitute employees	2,996

Source: Clark County School District. **Note:** ¹Includes full-time, part-time and temporary employees, plus substitutes. ²Includes teachers, counselors, speech therapists, school psychologists. ³Includes clerical and food service staff, bus drivers, teacher aides and custodians. ⁴Includes principals, assistant principals, and central office.



Clark County School District Enrollment

298,106

Total Enrollment

GRADE	2018	2019	2020	2021	2022
K	22,702	22,227	19,629	21,212	18,804
1	23,171	22,979	21,272	20,613	21,482
2	23,679	23,078	21,799	21,252	20,524
3	23,734	23,565	22,054	21,882	21,189
4	24,272	23,618	22,569	22,277	21,638
5	25,314	24,155	22,863	22,665	22,137
6	25,247	24,628	22,927	22,277	21,801
7	24,542	25,342	24,172	23,008	22,121
8	24,359	24,529	24,981	24,317	22,913
9	25,111	25,922	25,911	26,979	26,079
10	25,186	25,211	25,622	25,902	26,576
11	24,662	24,732	24,232	25,200	24,857
12	23,488	23,567	23,349	23,752	23,767
Other ¹	4,450	4,680	3,729	3,446	4,218
TOTAL	319,917	318,233	305,109	304,782	298,106
% Change	-0.5	-0.5	-4.1	-0.1	-2.2

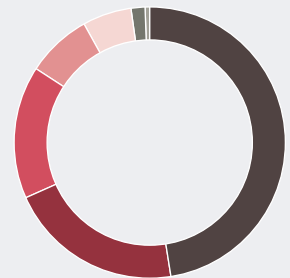
Source: Clark County School District. Note: CCSD Charter Enrollment (DSA Funded): 5,338. ¹Includes pre-K and ungraded (2018-2022).

Total Enrollment by Race/Ethnicity

Clark County School District 2022-23

Source: Clark County School District.
Note: Numbers may not add due to rounding.

RACE/ETHNICITY	TOTAL	SHARE OF TOTAL ¹
Hispanic/Latino	141,903	47.6%
Caucasian	62,095	20.8%
Black/African American	47,202	15.8%
Multiracial	23,018	7.7%
Asian	17,980	6.0%
Hawaiian/Pacific Islander	4,959	1.7%
American Indian/Alaskan Native	949	0.3%
TOTAL	298,106	100%



VISION

All students progress in school and graduate prepared to succeed and contribute in a global diverse society.

FIVE-YEAR STUDENT SUCCESS TARGETS OUTLINED IN FOCUS: 2024 STRATEGIC PLAN

- All CCSD schools will be rated 3-Star or higher on the Nevada School Performance Framework.
- At least 90% of CCSD students will graduate from high school college and career ready.

Achievements

- CCSD has one of the top magnet programs in the country. In 2022, Southeast Career and Technical Academy was awarded the Dr. Ronald P. Simpson Distinguished Merit Award of Excellence, considered the most prestigious merit award for magnet schools.
- 62 CCSD high school students were selected as semi-finalists in the 2022 National Merit Scholarship Program, competing for National Merit Scholarships worth nearly \$30 million.
- CCSD has the largest fine arts program in the country and has been named a Best Community for Music Education for the 23rd year in a row.
- Linda Rankin Givens Elementary School was recognized as a 2022 National Blue Ribbon School by the U.S. Department of Education.



Clark County Graduation Rates by School

HIGH SCHOOL	CLASS OF 2021	CLASS OF 2022	HIGH SCHOOL	CLASS OF 2021	CLASS OF 2022
Advanced Technologies Academy	>95.0	>95.0	Las Vegas Academy of Int'l Studies, Performing and Visual Arts	>95.0	>95.0
Arbor View HS	93.9	94.8	Las Vegas HS	88.5	93.5
Basic Academy of Int'l Studies HS	87.0	91.3	Laughlin Jr/Sr HS	74.5	81.3
Bonanza HS	85.3	90.6	Legacy HS	84.4	83.3
Boulder City HS	83.1	88.5	Liberty HS	93.0	92.1
Canyon Springs HS & the Leadership and Law Preparatory Academy	86.2	82.7	Moapa Valley HS	>95.0	>95.0
Centennial HS	90.4	92.7	Mojave HS	84.7	82.4
Chaparral HS	84.7	74.6	Morris Sunset East HS	68.3	52.1
Cheyenne HS	80.6	75.5	Nevada Learning Academy at CCSD	91.0	70.6
Cimarron-Memorial HS	93.1	90.7	Northwest Career and Technical Academy	>95.0	>95.0
CSNHS East	>95.0	>95.0	Odyssey Charter HS	92.1	88.2
CSNHS South	>95.0	>95.0	Palo Verde HS	93.9	>95.0
CSNHS West	>95.0	>95.0	Rancho HS	93.8	93.9
Coronado HS	90.0	93.8	Sandy Valley Jr/Sr HS	>95.0	>95.0
Del Sol Academy of the Performing Arts	88.0	93.3	Shadow Ridge HS	91.5	93.9
Delta Academy	58.7	68.8	Sierra Vista HS	80.3	90.1
Desert Oasis HS	88.6	89.0	Silverado HS	91.2	91.6
Desert Pines HS	73.8	76.7	Southeast Career Technical Academy	>95.0	>95.0
Durango HS	84.0	86.1	Southwest Career and Technical Academy	>95.0	>95.0
East CTA	>95.0	>95.0	Spring Valley HS	91.5	93.7
Ed W Clark HS	83.0	86.1	Sunrise Mountain HS	84.1	86.4
Eldorado HS	84.4	87.7	Valley HS	83.6	84.3
Explore Knowledge SEC	>95.0	>95.0	Veterans Tribute Career Technical Academy	>95.0	>95.0
Foothill HS	87.8	89.2	Virgin Valley HS	80.9	82.1
Global Community HS at Morris Hall	79.7	66.7	West Career & Technical Academy	>95.0	>95.0
Green Valley HS	90.1	92.6	West Preparatory Academy	>95.0	94.0
Indian Springs HS	85.7	>95.0	Western HS	80.0	81.0
Innovations Int'l Charter School of NV	>95.0	85.7			

Source: Nevada Department of Education. Note: Schools that reported groups fewer than 10 for either school year are not listed.





Magnet Schools and Career and Technical Academies

What are Magnet/Career and Technical Academy (CTA) programs?

CCSD magnet programs offer learning opportunities related to various themes for interested students. Students from across the District may apply to a magnet program regardless of the region in which they reside. However, transportation will only be provided to students living within the designated transportation boundary for the magnet program. The purposes of magnet programs are to improve student achievement, promote diversity, and create an awareness of career opportunities relative to the fields of study in which students may be interested.

Source: magnet.ccsd.net/faq



SCHOOL	TYPE OF PROGRAM ¹	ENROLLMENT	
		MAGNET/ SELECT	TOTAL SCHOOL
ELEMENTARY SCHOOLS (GRADES K-5)			
Clarence A. Piggott Academy of International Studies	M	720	720
Gilbert Academy of Creative Arts	M	480	480
Gordon McCaw STEAM Academy	M	600	750
Helen Anderson Toland International Academy	M	290	309
Jo Mackey iLead Academy for the Digital Sciences ²	M	717	717
Mabel Hoggard Math and Science Magnet School	M	481	493
Lomie G. Heard Technology Academy	M	730	775
Roger D. Gehring Academy of Science and Technology	M	672	709
Sandy Searles Miller Academy for International Studies	M	650	650
Sheila Tarr Academy of International Studies	M	709	709
Walter Bracken STEAM Academy	M	601	601
MIDDLE SCHOOLS (GRADES 6-8)			
Brown Academy of International Studies	M	215	951
Cashman Middle School, Academy of Mathematics, Science and Engineering	M	434	1,286
Fremont Professional Development Middle School, Academy of Medical Sciences	M	850	850
Hyde Park Academy of Science and Mathematics	M	869	1,482
KO Knudson Academy of the Arts	M	660	1,250
Kenny C. Guinn STEM Academy	M	416	1,112
Lied STEM Academy	M	1,685	1,685
Mike O'Callaghan i3 Learn Academy	M	1,426	1,426
Robert O. Gibson Leadership Academy	M	502	1,236

SCHOOL	TYPE OF PROGRAM ¹	ENROLLMENT	
		MAGNET/ SELECT	TOTAL SCHOOL
Roy W. Martin Middle School and International Baccalaureate Middle Years Programme	M	566	1,389
The STEAM and Medical Academy at Jim Bridger Middle School	M	475	1,290
Thurman White Academy of the Performing Arts	M	1,600	1,600
Walter Johnson Junior High School - Academy of International Studies	M	600	1,570
HIGH SCHOOLS (GRADES 9-12)			
Advanced Technologies Academy (A-TECH)	CTA	1,136	1,136
Basic Academy of International Studies	M	202	2,590
Canyon Springs High School Leadership & Law Preparatory Academy	M	612	2,932
Ed W. Clark High School	M	771	3,265
Del Sol Academy of the Performing Arts	M	556	2,357
Desert Pines Magnet Academy	M	625	3,150
East Career and Technical Academy	CTA	2,077	2,077
Eldorado High School	M	361	2,127
Las Vegas Academy of the Arts	M	1,701	1,701
Northeast Career and Technical Academy ³	CTA	N/A	N/A
Northwest Career and Technical Academy	CTA	1,915	1,915
Rancho High School	M	1,134	3,148
Southeast Career and Technical Academy	CTA	2,000	2,000
Southwest Career and Technical Academy	CTA	1,572	1,612
Spring Valley High School	M	565	2,600
Valley High School	M	632	2,781
Veterans Tribute Career and Technical Academy	CTA	842	842
West Career and Technical Academy	CTA	1,500	1,500

Source: Clark County School District, Magnet Schools. Note: ¹Type of Program: M - Magnet School; CTA - Career and Technical Academies. ²Grades K-8. ³Opening 2023-24.



Private Schools



41

Schools (100+ Enrollment)



16,568

Enrollment



1,284

Teachers

Private School Enrollment

Clark County 100+ Enrollment

SCHOOL	ENROLLMENT	GRADES	STATUS	NUMBER OF TEACHERS
The Adelson School	690	K-12	NP	66
Alexander Dawson School	489	K-8	NP	47
American Heritage Academy	739	K-12	NP	54
Awaken Christian Academy	471	K-12	NP	38
Bishop Gorman High School	1,571	9-12	NP	90
Brilliant Child Christian Academy	144	K-12	P	11
Calvary Chapel GV Christian Academy	145	K-8	NP	19
Challenger School - Desert Hills	264	K-5	NP	17
Challenger School - Lone Mountain	474	K-8	NP	30
Challenger School - Silverado	430	K-8	NP	26
Cornerstone Christian Academy	359	K-8	NP	28
Cristo Rey St. Viator Las Vegas College Preparatory	258	9-12	NP	20
Desert Torah Academy	247	K-8	NP	26
Faith Lutheran Academy	432	K-5	NP	25
Faith Lutheran Middle School & High School	2,048	6-12	NP	140
Foothills Montessori School	227	K-8	P	19
Good Samaritan Christian Academy	226	K-5	NP	12
Green Valley Christian School	533	K-12	NP	28
Henderson International School	273	K-8	P	42
International Christian Academy	247	K-12	NP	20

SCHOOL	ENROLLMENT	GRADES	STATUS	NUMBER OF TEACHERS
Lake Mead Christian Academy	787	K-12	NP	69
Lamb of God Lutheran School	176	K-5	NP	16
Las Vegas Day School	647	K-8	P	57
Liberty Baptist Academy	159	K-12	NP	14
The Meadows School	846	K-12	NP	100
Merryhill Elementary School - Summerlin	149	K-5	P	13
Merryhill School - Durango	162	K-8	P	12
Montessori Visions Academy	117	K-12	P	8
Mountain View Christian Schools	155	K-12	NP	16
Mountain View Lutheran School	139	K-5	NP	10
Noble Collegiate Academy	108	K-5	NP	13
Omar Haikal Islamic Academy	150	K-8	NP	18
Our Lady of Las Vegas Catholic School	437	K-8	NP	20
St. Anne Catholic School	181	K-8	NP	10
St. Anthony of Padua	352	K-8	NP	18
St. Elizabeth Ann Seton Catholic School	385	K-8	NP	25
St. Francis de Sales Catholic School	234	K-8	NP	14
St. Viator Parish School	325	K-8	NP	20
Southern Highlands Preparatory School	314	K-8	P	27
Word of Life Christian Academy	269	K-12	NP	15
Yeshiva Day School of Las Vegas	209	K-8	NP	31

Source: Nevada Department of Education. Note: P - Profit; NP - Nonprofit.

Resources

Boulder City *bcnv.org*

Business Licensing	(702) 293-9219
City Hall	(702) 293-9202
Parks & Recreation	(702) 293-9256
Police	(702) 293-9224

Chambers of Commerce

Asian Chamber

lvacc.org.....(702) 737-4300

Boulder City

bouldercitychamber.com.....(702) 293-2034

Henderson

hendersonchamber.com.....(702) 565-8951

Latin Chamber

lvacc.com.....(702) 385-7367

Laughlin Chamber

laughlinchamber.com.....(702) 298-2214

Mesquite

mesquitechamber.org.....(702) 346-2902

Urban Chamber

urbanchamber.org.....(702) 648-6222

Vegas Chamber

vegaschamber.com.....(702) 641-5822

City of Henderson *cityofhenderson.com*

Business Licenses	(702) 267-1730
City Hall	(702) 267-2323
Development Services	(702) 267-3610
Economic Development	(702) 267-1650
Parks & Recreation	(702) 267-4000
Police	(702) 267-5000

City of Las Vegas *lasvegasnevada.gov*

Building & Safety	(702) 229-6251
City Hall	(702) 229-6011
Economic & Urban Development	(702) 229-6551
Parks & Recreation	(702) 229-7529
Police	(702) 828-3111

City of North Las Vegas *cityofnorthlasvegas.com*

Building Permits	(702) 633-1536
Business Licenses	(702) 633-1520
City Hall	(702) 633-1000

Economic Development	(702) 633-1523
Parks & Recreation	(702) 633-2418
Police	(702) 633-9111

Clark County *clarkcountynv.gov*

Building Department	(702) 455-3000
Business Licenses	(702) 455-4252
Family Services	(702) 455-5444
Government Center	(702) 455-0000
Marriage License Bureau	(702) 671-0600
Planning/Zoning Commission	(702) 455-3113

Clark County School District *ccsd.net*

Administrative Offices	(702) 799-2273
-------------------------------------	----------------

Colleges and Universities

College of Southern Nevada (CSN) csn.edu.....	(702) 651-5555
---	----------------

Desert Research Institute dri.edu.....	(702) 862-5400
--	----------------

Nevada State College nsc.edu.....	(702) 992-2000
---	----------------

Roseman University of Health Sciences roseman.edu.....	(702) 990-4433
--	----------------

Touro University Nevada tun.touro.edu.....	(702) 777-8687
--	----------------

University of Nevada, Las Vegas (UNLV) unlv.edu.....	(702) 895-3011
--	----------------

UNLV School of Medicine unlvmedicine.org.....	(702) 660-8658
---	----------------

University of Phoenix phoenix.edu.....	(844) 937-8679
--	----------------

Western Governors University wgu.edu/nevada.....	(877) 214-7005
--	----------------

Local Media

Las Vegas Review-Journal reviewjournal.com.....	(702) 383-0211
---	----------------

Las Vegas Sun lasvegassun.com.....	(702) 385-3111
--	----------------

KSNV Channel 3 NBC news3lv.com.....	(702) 642-3333
---	----------------

KVVU Channel 5 FOX fox5vegas.com.....	(702) 435-5555
---	----------------

KLAS Channel 8 CBS 8newsnow.com.....	(702) 792-8888
--	----------------

KLVS Channel 10 PBS

vegaspbs.org.....(702) 799-1010

KTNV Channel 13 ABC

ktnv.com.....(702) 876-1313

KINC Channel 15 Univision

noticiasya.com/nevada/.....(702) 507-1030

KVMY Channel 21 MyNetworkTV

mylvtnv.com.....(702) 642-3333

KVCW Channel 33 CW

cwlasvegas.com.....(702) 642-3333

KBLR Channel 39 Telemundo

telemundolasvegas.com.....(702) 258-0039

Harry Reid International Airport

harryreidairport.com

General Information	(702) 261-5211
----------------------------------	----------------

City of Mesquite *mesquitenv.gov*

Athletics & Leisure Services	(702) 346-8732
---	----------------

Business Licenses	(702) 346-2835
--------------------------------	----------------

City Hall	(702) 346-5295
------------------------	----------------

City Manager	(702) 346-5295
---------------------------	----------------

Economic Development	(702) 346-5295
-----------------------------------	----------------

Police	(702) 346-6911
---------------------	----------------

State of Nevada *nv.gov*

Dept. of Employment, Southern Nevada

detr.nv.gov.....(702) 486-0350

Gaming Control Board

gaming.nv.gov.....(702) 486-2000

Highway Patrol

nhp.nv.gov.....(702) 486-4100

Motor Vehicle Dept.

dmv.nv.gov.....(702) 486-4368

Southern Nevada Health District

southernnevadahealthdistrict.org

General Information	(702) 759-1000
----------------------------------	----------------

U.S. Government

Dept. of Air Force, Nellis Air Force Base

nellis.af.mil.....(702) 652-1110

Housing & Urban Development

hud.gov/states/nevada.....(702) 366-2100

Social Security Administration

ssa.gov.....(800) 772-1213

Data Collection and Limitations

Population and housing unit data were obtained from Southern Nevada Consensus Population Estimate. With regard to specific demographic characteristics reported, Applied Analysis generated estimates that are derived from various sources, including census-based estimates and other third party providers, which were benchmarked as necessary. Year-to-year comparisons are subject to sampling variability and the influences of the survey and research methods used. Data presented in this publication were obtained from various third parties, including public and private community sources. While we have no reason to doubt the accuracy of the data reported herein, the information collected was not subjected to any auditing or review procedures by *Las Vegas Perspective*; therefore, we make no representations or assurances as to its completeness.

Note: Select images used under license from Shutterstock.com.

Community Survey Methodology

Web-based surveys were commissioned by the Las Vegas Global Economic Alliance and conducted between March 13 and March 29, 2023. Respondents were selected from the current Clark County workforce and do not include retirees, students and other unemployed workers. The sample size of the survey was 500 with a margin of error of +/- 4.4 percent at the 95 percent confidence interval.

A Special Thanks to Supporters and Selected Data Providers

- Boulder City
- The Boyd Co., Inc.
- City of Henderson
- City of Las Vegas
- City of Mesquite
- City of North Las Vegas
- Clark County
- Clark County School District
- College of Southern Nevada
- Desert Research Institute
- Formula 1
- Grow LV
- Harry Reid International Airport
- Henderson Silver Knights
- Kirk Kerkorian School of Medicine at UNLV
- Las Vegas Aces
- Las Vegas Aviators
- Las Vegas Desert Dogs
- Las Vegas Bowl
- Las Vegas Convention and Visitors Authority
- Las Vegas Lights FC
- Las Vegas Motor Speedway
- Las Vegas Raiders
- Ignite
- Nevada Cannabis Compliance Board
- Nevada Legislature Legislative Counsel Bureau
- Nevada State College
- Nevada Taxpayers Association
- Nevada Treasurer's Office
- NV Energy
- Regional Transportation Commission of Southern Nevada
- Roseman University
- Southern Nevada Water Authority
- Southwest Gas
- Touro University Nevada
- UFC
- University of Nevada, Las Vegas
- University of Phoenix
- Vegas Golden Knights
- Vegas Knight Hawks
- Vegas Vipers
- Western Governors University



Learn
more at
Picerne.com

PICERNE

luxury apartment homes

1, 2, & 3 bedroom apartments, townhomes, and
loft-style homes throughout the Las Vegas area.



 **PICERNE**
Building on Tradition Since 1925





POWERED BY:

For additional information, advertising opportunities, or to order additional copies:

Las Vegas Global Economic Alliance
6720 Via Austi Parkway, Suite #330, Las Vegas, NV 89119

702-791-0000