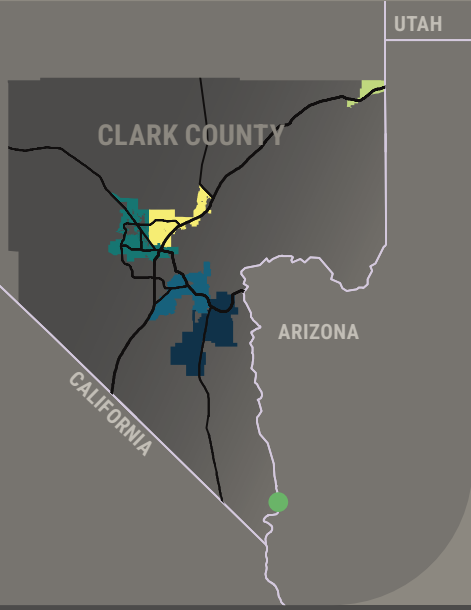


2025 Southern Nevada Community Map



Clark County
POPULATION: 1,006,659
(Unincorporated)

Boulder City
POPULATION: 15,023

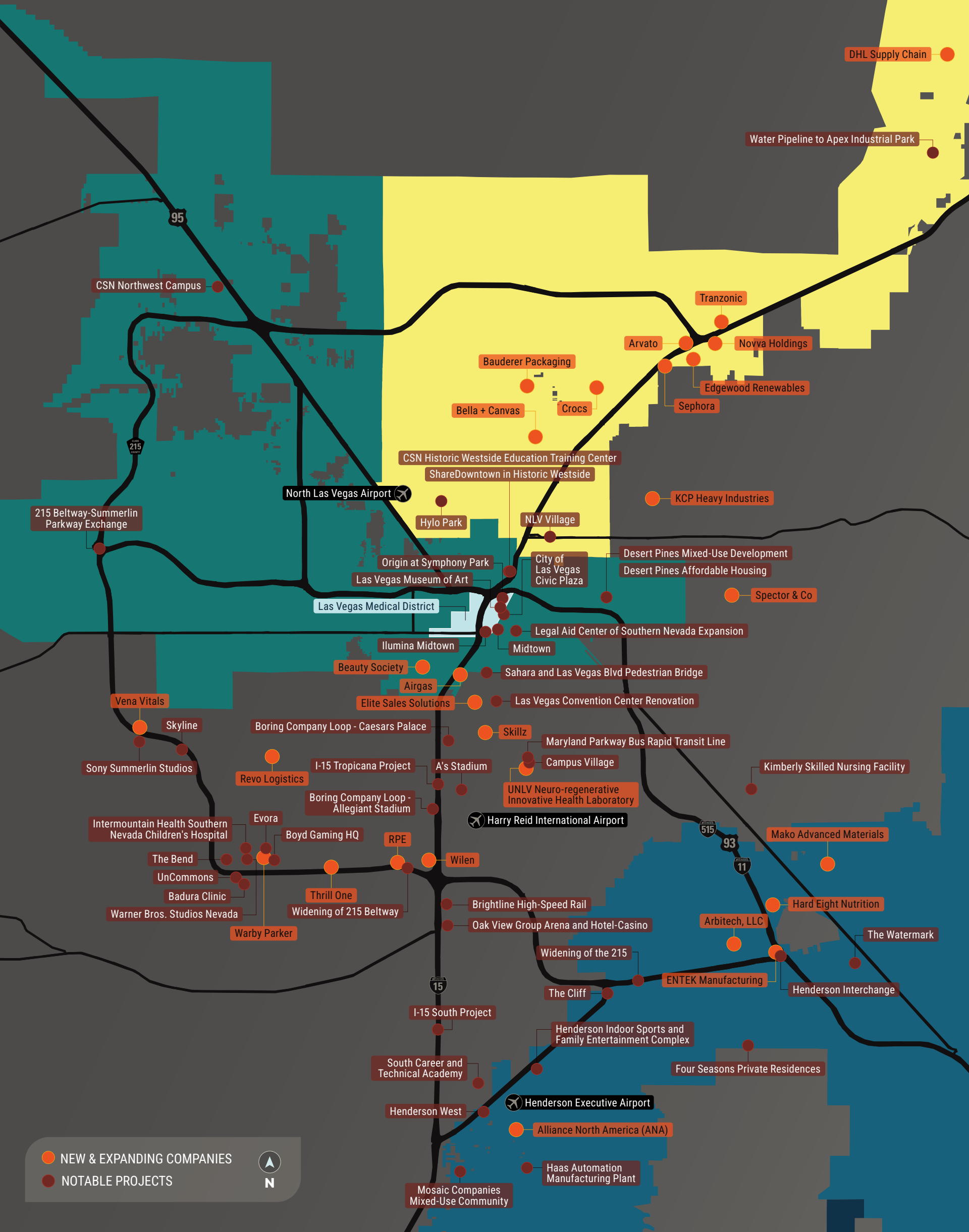
Henderson
POPULATION: 343,486

Las Vegas
POPULATION: 669,679

Laughlin
POPULATION: 8,927
(Included in Unincorp. Clark County)

Mesquite
POPULATION: 22,810

North Las Vegas
POPULATION: 283,724



2.4 Million
Southern Nevada Population

35 Companies
New and Expanding Companies
Since 2022

\$32.2 Billion
Pipeline Investments
Under Construction and Planned

Get to Know the Real Las Vegas

The #1 place in the world to maximize business profits and employee quality of life.



Clark County

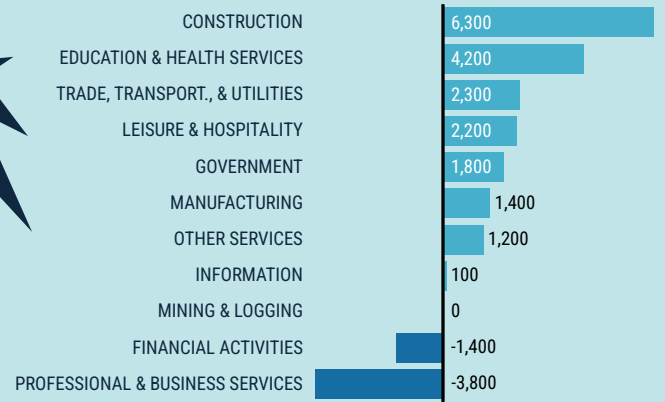
POPULATION	2,371,586
MEDIAN AGE	39.2
MEDIAN HOUSEHOLD INCOME	\$68,873
NEW RESIDENTS ADDED EACH DAY	86
TOTAL EMPLOYEES	1,158,400



Southern Nevada is a diverse area where the majority of residents come from minority groups.

Year-Over-Year Job Growth by Sector

3.5 YEARS OF CONTINUOUS JOB GROWTH



"Harry Reid International Airport has the most affordable domestic airfares in the country."

—Wall Street Journal

A Community Dedicated to Growth

More than 75,000 students currently attend one of the region's higher education institutions.

With strong collaborations between local educational institutions, workforce development programs, and industry leaders, the region fosters a skilled and adaptable talent pool ready to support growth in sectors such as healthcare, technology, hospitality, and advanced manufacturing.



69 CTE PROGRAMS

66,980 CTE ENROLLEES



Come for the Fun, Stay for the Future

The #1 most fun city in America with easy access to the west coast and the world.

Las Vegas boasts a year-round calendar of events, featuring everything from sporting events and Cirque du Soleil performances to vibrant music festivals. As the sports and entertainment capital of the world, Las Vegas offers something for everyone.

	41,647,200 Visitor Volume
	559,200 Convention Attendees
	12M+ SF Convention & Meeting space

Source: Las Vegas Convention and Visitors Authority.

Learn why CEOs are choosing Las Vegas over other cities

Las Vegas Valley residents enjoy a lower cost of living and affordable housing compared to other regions.

Cost of Living Index



320+ Days of Sunshine

361 Parks



Average Home Price

San Francisco	\$1.4M
Los Angeles	\$1.3M
San Diego	\$1.2M
Phoenix	\$638.6K
Reno	\$609.5K
Las Vegas	\$559.6K

Average Asking Rates (Per SF)

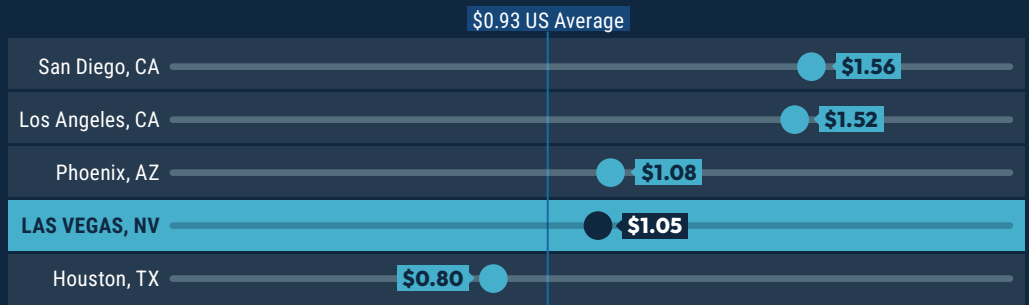
Best place on earth to launch, relocate, or expand your business

Unlock access to coveted and available industrial, commercial, retail and vacant land opportunities.

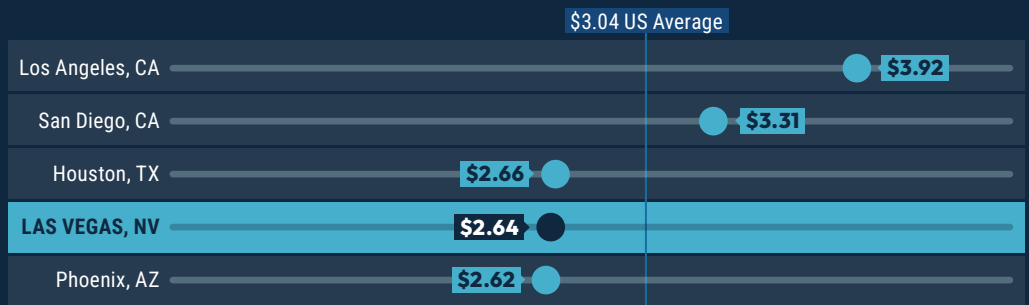
The Las Vegas Valley is your gateway to growth with competitive pricing and affordable opportunities for business expansion and relocation.



Industrial Market



Office Market



Source: CBRE.

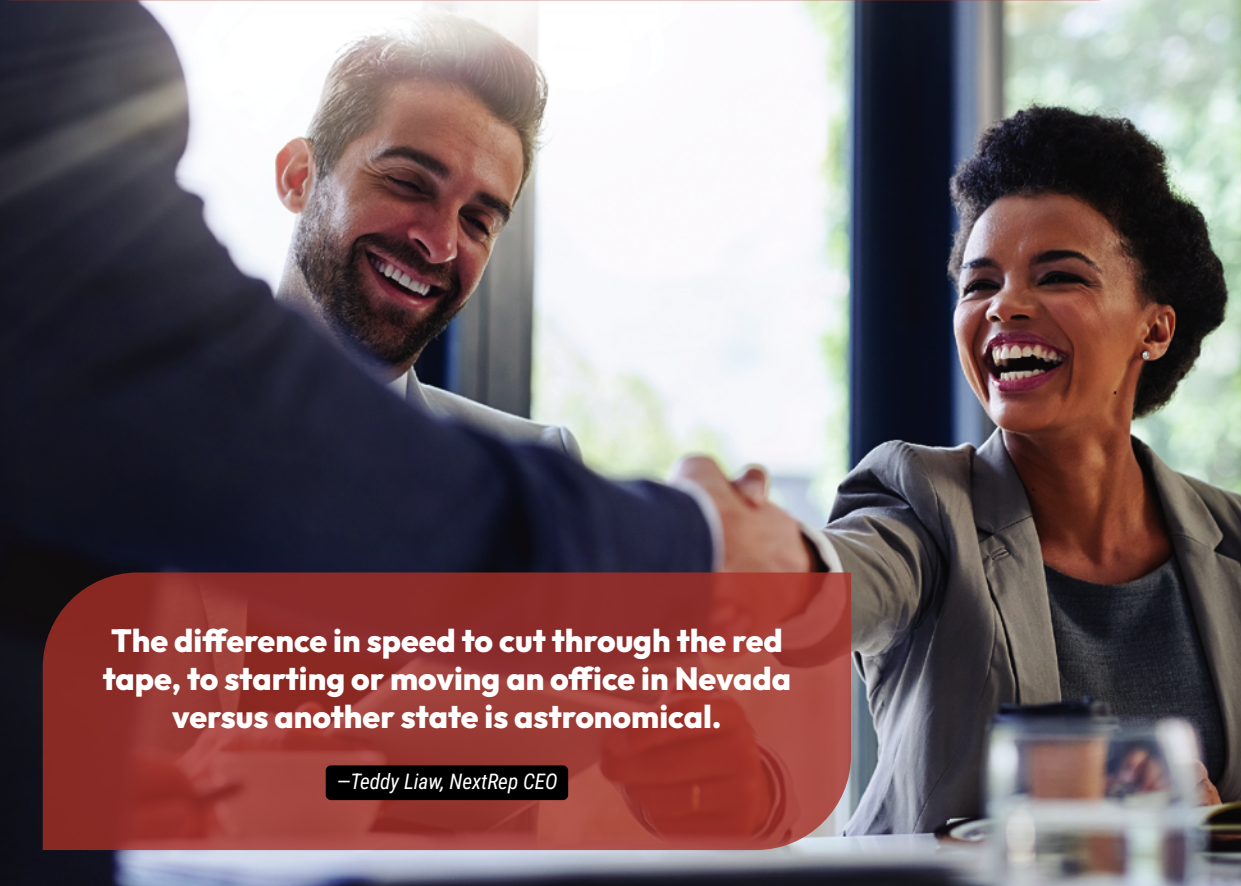
Smash stereotypes & vanquish Vegas myths

Your business is at a competitive disadvantage if you still think Vegas is only Sinatra, slots and the Strip.

- Top City in the U.S. for **Startups**
- Top 10 **Food City** in America
- #1 City for **Outdoor Recreation**
- #1 City People Want to **Move To**
- #8 Best State for **Business** by CEOs

It's a safe environment, good education, no tax, phenomenal entertainment. I'm hook line and sinker.

—Larry Ruvo, Founder and Chairman of Cleveland Clinic Lou Ruvo Center for Brain Health



The difference in speed to cut through the red tape, to starting or moving an office in Nevada versus another state is astronomical.

—Teddy Liaw, NextRep CEO